

# RoHS

REV	ECN NO.	DESCRIPTION	DESIGN	APPROVAL	DATE
A1	NEW	更换图框			2023.11.25

## Product Characteristics

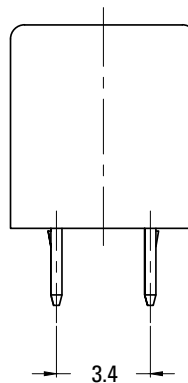
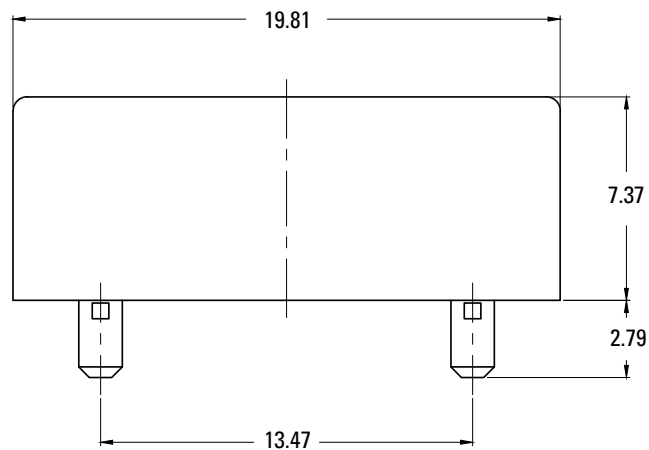
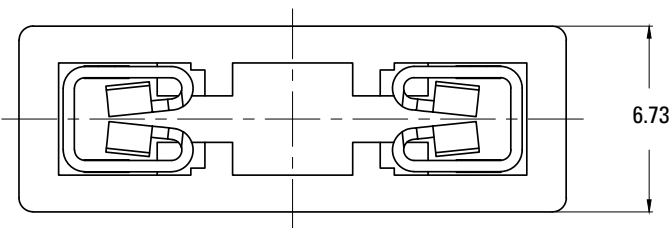
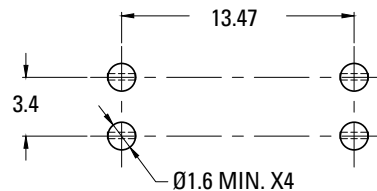
Blocks and Clips for Blade Fuses	
<b>Compatible Fuses</b>	Automotive Blade Fuses
<b>Electrical Specifications</b>	Rated Voltage: 500 V
	Rated Current: From 15 to 30 A
<b>Molded Parts</b>	Insulation Block: Black Thermoplastic PET (UL94 V-0) and PA66 (UL94 V-0)
<b>Metal Parts</b>	PCB Terminals: Tin Plated Cu Alloy
<b>Electrical</b>	Insulation Resistance: 10,000 Megaohm Minimum at 500 VDC
	Contact Resistance: ≤ 5 mΩ Maximum
<b>Ambient Temperature</b>	-40 °C to 125 °C

Ordering Code:

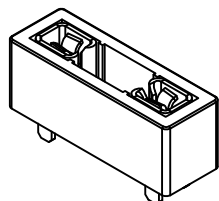
XF-508P-A-B  
1 2 3

1. 序列号
2. 保险丝类型: A=大号  
B=小号
3. 颜色码: B=黑色 (默认为空)  
Y=黄色  
R=红色  
W=白色  
O=橙色

### Mounting Detail



### ACTUAL SIZE



X.±0.50	x.°±	PART NO: XF-508P-A-B	<b>XFCN</b> 兴飞连接器			
.X±0.25	.X°±					
.XX±0.15	.xx°±	TITLE: AUTO BLADE FUSE HOLDERS	0769-82001899			
.XXX±0.10	.xxx°±		www.xfconn.com			
UNITS:	mm	DWG NO:		/		
THESE DRAWINGS AND SPECIFICATIONS ARE THE PROPERTY OF XFCN AND SHALL NOT BE REPRODUCED, COPIED OR CUED IN ANY MANNER WITHOUT THE PRIOR WRITTEN CONSENT OF XFCN		APPD				
		CHKD				
		DRAW	Wang	VIEW		
		DATE	2024.01.20	SCALE	SHEET	REV
			NONE	1:1	A1	