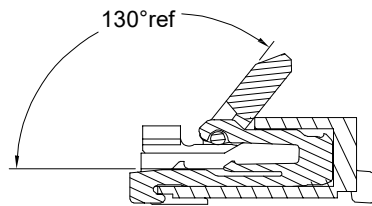
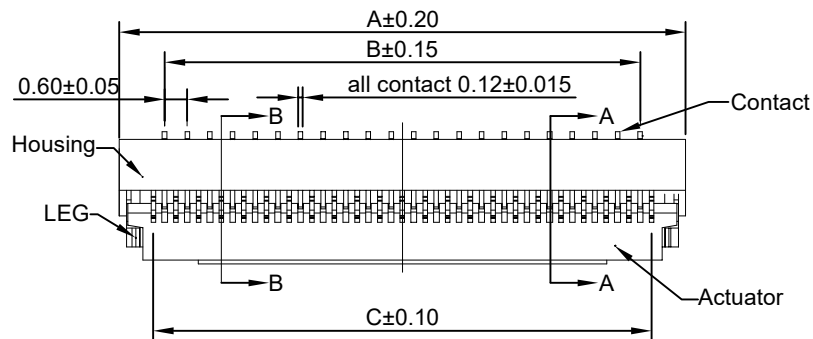


RoHS

REV	ECN NO.	DESCRIPTION	DESIGN	APPROVAL	DATE
A1	NEW	更换图框			2023.11.25



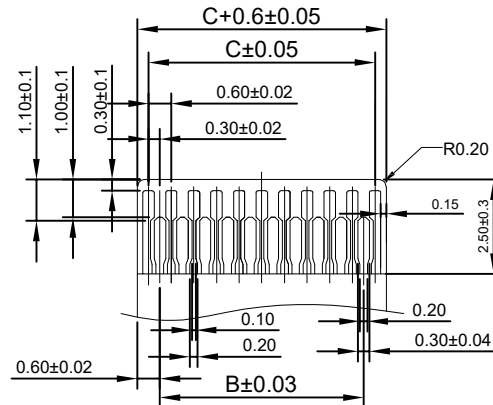
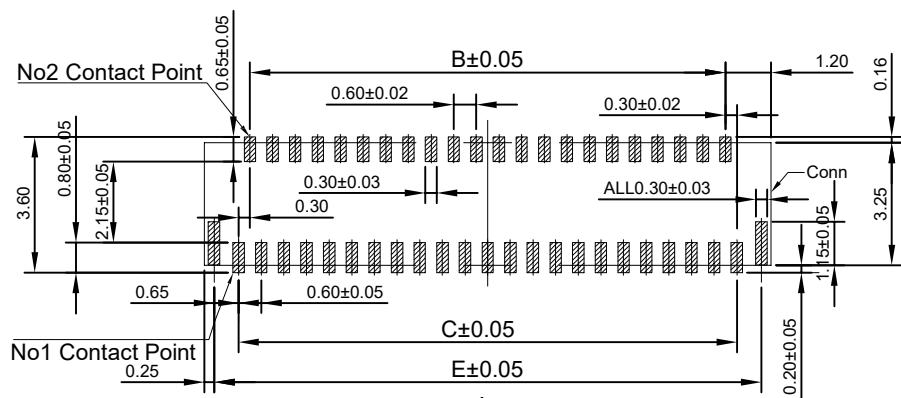
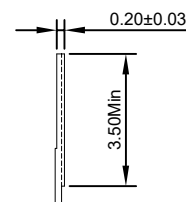
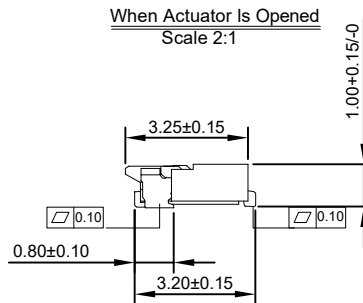
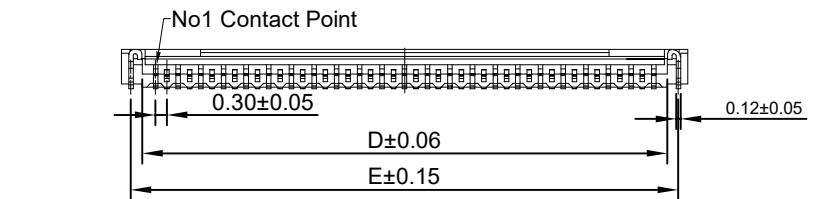
Ordering Code:

F0302-B-XX-10G-R00
1 2 3 4 5

1. 序列号
2. Pin位数:04=04
3. 电镀方式:G=镀金
4. 包装方式:R=卷装
5. 基座颜色:01=本色

技术指标:

1. 塑件表面应光洁、无毛边、无明显收缩、缺陷、裂纹等现象。
2. 温度范围(Temperature range): -25℃ ~ +85℃
3. 额定电流(Current rating):0.2A AC/DC
4. 额定电压(Rated voltage): 30V AC/DC
5. 接触电阻(Contact resistance): ≤0.03 Ω.
6. 绝缘电阻(Insulation resistance): ≥50M Ω.DC500V.



CKT	A	B	C	D	E
13	5.40	3.00	3.60	4.25	4.90
15	6.00	3.60	4.20	4.85	5.50
17	6.60	4.20	4.80	5.45	6.10
19	7.20	4.80	5.40	6.05	6.70
21	7.80	5.40	6.00	6.65	7.30
23	8.40	6.00	6.60	7.25	7.90
25	9.00	6.60	7.20	7.85	8.50
27	9.60	7.20	7.80	8.45	9.10
29	10.20	7.80	8.40	9.05	9.70
31	10.80	8.40	9.00	9.65	10.30
33	11.40	9.00	9.60	10.25	10.90
35	12.00	9.60	10.20	10.85	11.50
37	12.60	10.20	10.80	11.45	12.10
39	13.20	10.80	11.40	12.05	12.70
41	13.80	11.40	12.00	12.65	13.30
45	15.00	12.60	13.20	13.85	14.50
49	16.20	13.80	14.40	15.05	15.70
51	16.80	14.40	15.00	15.65	16.30
57	18.60	16.20	16.80	17.45	18.10
61	19.80	17.40	18.00	18.65	19.30
67	21.60	19.20	19.80	20.45	21.10
71	22.80	20.40	21.00	21.65	22.30
73	23.40	21.00	21.60	22.25	22.90

FPC/FFC Insert Direction
Recommended P.C.B Layout

④	焊片	磷青铜/表面镀锡
③	基座	LCP UL94V-0 黑色
②	端子	磷青铜/表面镀金
①	基座	LCP UL94V-0 黑色
序号	名称	材质

X±0.50	X.°±
.X±0.25	.X.°±
.XX±0.15	.XX.°±
.XXX±0.10	.XXX.°±
UNITS:	mm

THESE DRAWINGS AND SPECIFICATIONS ARE THE PROPERTY OF XFCN AND SHALL NOT BE REPRODUCED, COPIED OR CUED IN ANY MANNER WITHOUT THE PRIOR WRITTEN CONSENT OF XFCN

PART NO: F0302-B-XX-10G-R	
TITLE: FPC0.3mmPitch 掀盖卧式下接(H=1.0)	
APPD	Chen ZhiQiang
CHKD	Liu Wei
DRAW	Chen HongJiang
DATE	2024.06.26

XFCN 兴飞连接器		
0769-82001899		
www.xfconn.com		
DWG NO: /		
VIEW		
SCALE	SHEET	REV
NONE	1/1	A1