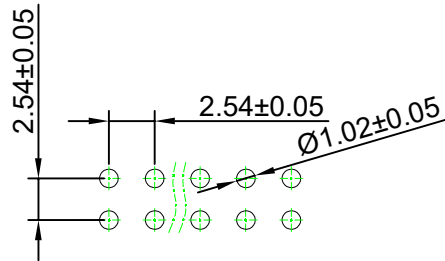
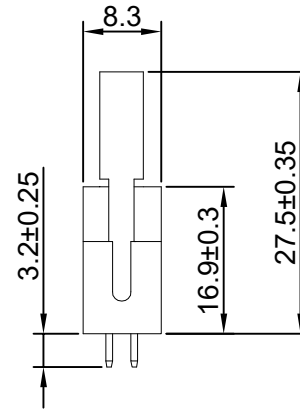
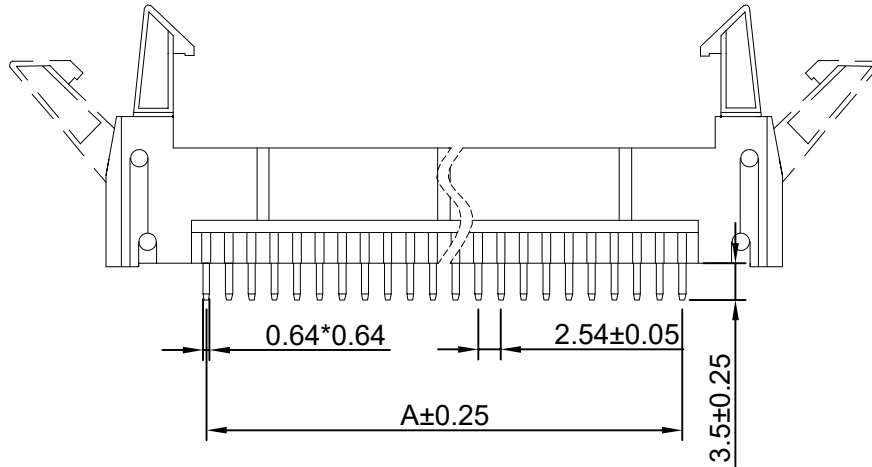
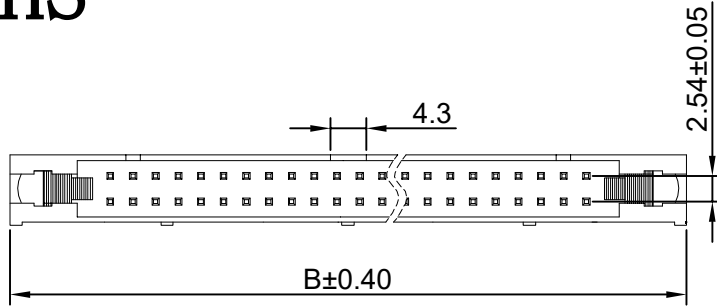


# RoHS

| REV | ECN NO. | DESCRIPTION | DESIGN | APPROVAL | DATE       |
|-----|---------|-------------|--------|----------|------------|
| A1  | NEW     | 更换图框        |        |          | 2024.05.24 |



P.C.B Layout

### SPECIFICATIONS

- Current rating: 3A
- Temperature range: -40°C ~ +105°C
- Insulation resistance: 1000MΩ Min.
- Withstanding voltage: 600V AC/ minute.
- Contact resistance: 20mΩ Max.

### Material:

Insulator Material:PBT (UL 94V-0) Black  
 Contact Material:Copper Alloy  
 Plating:Matte Tin or gold plated over Nickel

### Ordering Code:

EH254V-12-xxP  
 1 2

- 1.序列号
- 2.Pin位数: 2x03=06P

| No.of<br>PIN/ROW | Dimension |        |
|------------------|-----------|--------|
|                  | A         | B      |
| 2x03             | 5.08      | 26.82  |
| 2x04             | 7.62      | 29.36  |
| 2x05             | 10.16     | 31.90  |
| 2x07             | 15.24     | 36.98  |
| 2x08             | 17.78     | 39.52  |
| 2x10             | 22.86     | 44.60  |
| 2x12             | 27.94     | 49.68  |
| 2x13             | 30.48     | 52.22  |
| 2x15             | 35.56     | 57.30  |
| 2x17             | 40.64     | 62.38  |
| 2x20             | 48.26     | 70.00  |
| 2x25             | 60.96     | 82.70  |
| 2x30             | 73.66     | 95.40  |
| 2x32             | 78.74     | 100.48 |

|           |        |
|-----------|--------|
| X.±0.50   | X.°±   |
| .X±0.25   | .X°±   |
| .XX±0.15  | .XX°±  |
| .XXX±0.10 | .XXX°± |
| UNITS:    | mm     |

THESE DRAWINGS AND SPECIFICATIONS ARE THE PROPERTY OF XFCN AND SHALL NOT BE REPRODUCED, COPIED OR CUED IN ANY MANNER WITHOUT THE PRIOR WRITTEN CONSENT OF XFCN

|  |                |                   |        |
|--|----------------|-------------------|--------|
| PART NO:<br>EH254V-12-xxP                  |                | <b>XFCN 兴飞连接器</b> |        |
| TITLE:<br>2.54mm Ejector Header Connectors |                | 0769-82001899     |        |
|  |                | www.xfconn.com    |        |
|  |                | DWG NO:           |        |
| APPD                                       | Chen ZhiQiang  | VIEW              |        |
| CHKD                                       | Liu Wei        | SCALE             | SHEET  |
| DRAW                                       | Chen HongJiang | SCALE             | REV    |
| DATE                                       | 2024.07.19     | NONE              | 1/1 A1 |