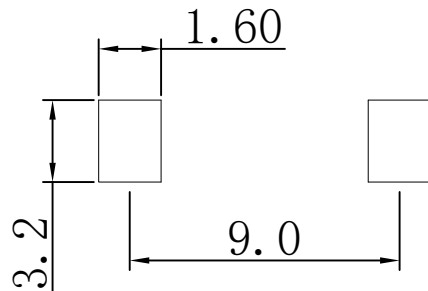
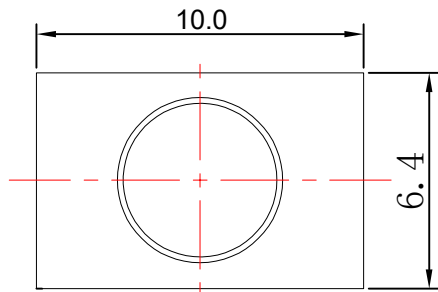


# RoHS

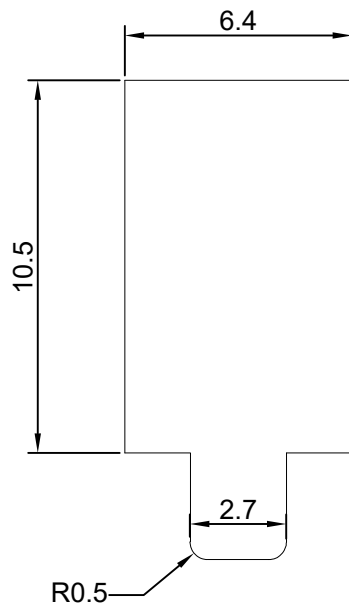
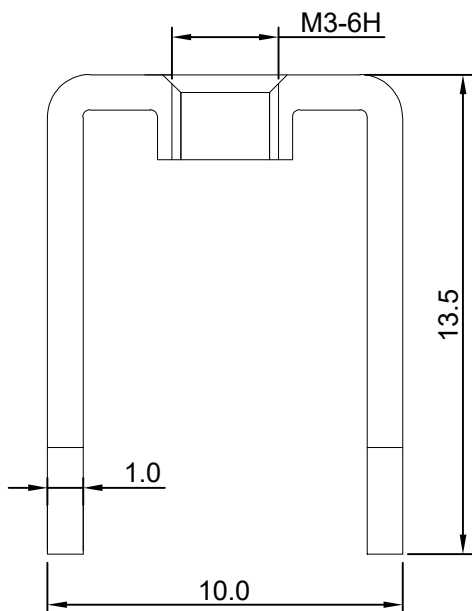
REV.	ECN NO.	DESCRIPTION	DESIGN	APPROVAL	DATE
A1	NEW	更换图框	Tong.Deng	Roy.Qing	2023.09.03



PCB LAYOUT

技术要求:

- 1.打铜底0.5-1 $\mu$ m,镍2-2.5 $\mu$ m, 镀哑锡3-5 $\mu$ m。
- 2.铆好后不得有松动现象。
- 3.插脚尖部符合可焊性要求。
- 4.螺纹需符合通止规/止针要求。
- 5.螺纹扭矩: 0.7Nm.
- 6.额定电流: 50A.



>30 $\pm$ 0.4	X. $^{\circ}$ $\pm$
6-30 $\pm$ 0.3	.X $^{\circ}$ $\pm$
0-6 $\pm$ 0.2	.XX $^{\circ}$ $\pm$
ANGLES $\pm$ 1 $^{\circ}$	.XXX $^{\circ}$ $\pm$
UNITS:	mm

PART NO:		T32100064-1350		<b>XFCN 兴飞连接器</b>	
TITLE:		PCB SOLDERING TERMINAL		0769-82001899	
				www.xfconn.com	
				DWG NO: /	
APPD	Chen ZhiQiang	VIEW			
CHKD	Liu Wei	SCALE	SHEET	REV	
DATE	2024.04.23	NONE	1/1	A1	

THESE DRAWINGS AND SPECIFICATIONS ARE THE PROPERTY OF XFCN AND SHALL NOT BE REPRODUCED, COPIED OR CUED IN ANY MANNER WITHOUT THE PRIOR WRITTEN CONSENT OF XFCN

1	插脚		H62 (Y2)	1
序号	名称	零件编号	材质	数量