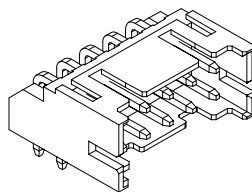
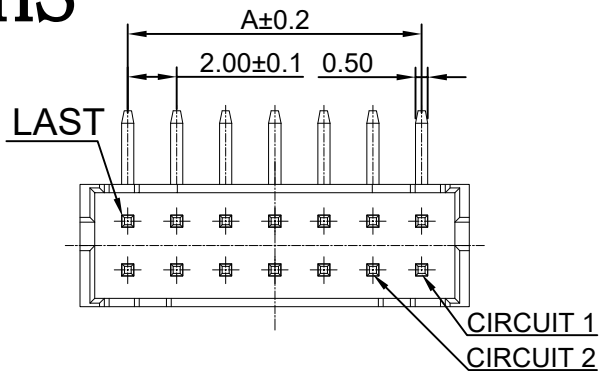


RoHS

REV	ECN NO.	DESCRIPTION	DESIGN	APPROVAL	DATE
A1	NEW	更换图框			2024.05.24



3D图示

SPECIFICATIONS

1. Current rating: 3A AC, DC
2. Temperature range: -25°C ~ +8T5°C
3. Insulation resistance: 1000MΩ Min.
4. Withstanding voltage: 800V AC/ minute.
5. Contact resistance: 10mΩ Max.

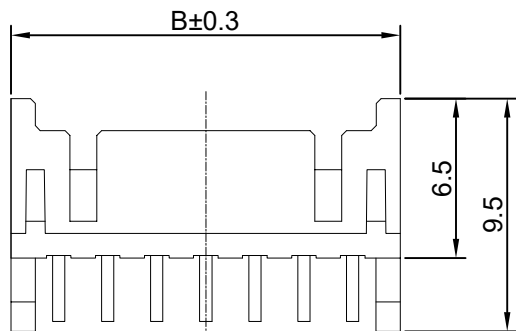
Material:
 Insulator Material:PA46 (UL 94V-0)
 Pin Material:Brass
 Contact Area Plating: TIN-Plating
 Mate with: P2020 series header

Ordering Code:

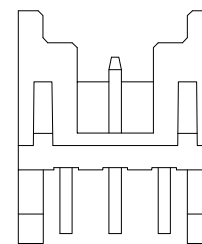
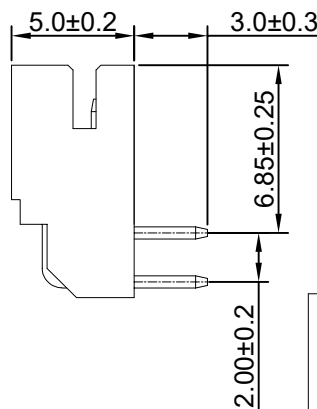
M2020R-2xNP
 1 2

- 1.序列号
- 2.Pin位数:2x02P
2x20P

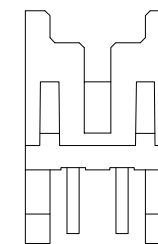
No. of Pins/Row	Dimension	
	A	B
2x02	2.00	5.90
2x03	4.00	7.90
2x04	6.00	9.90
2x05	8.00	11.90
2x06	10.00	13.90
2x07	12.00	15.90
2x08	14.00	17.90
2x09	16.00	19.90
2x10	18.00	21.90
2x11	20.00	23.90
2x12	22.00	25.90
2x13	24.00	27.90
2x14	26.00	29.90
2x15	28.00	31.90
2x16	30.00	33.90
2x17	32.00	35.90
2x18	34.00	37.90
2x19	36.00	39.90
2x20	38.00	41.90



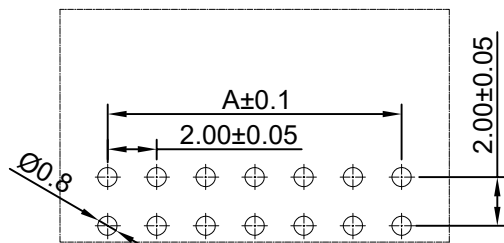
2x04-2x20P



2x3P



2x2P



PCB LAYOUT

X.±0.50	X.°±
.X±0.25	.X°±
.XX±0.15	.XX°±
.XXX±0.10	.XXX°±
UNITS:	mm

THESE DRAWINGS AND SPECIFICATIONS ARE THE PROPERTY OF XFCN AND SHALL NOT BE REPRODUCED, COPIED OR CUED IN ANY MANNER WITHOUT THE PRIOR WRITTEN CONSENT OF XFCN

PART NO: M2020R-2xNP		XFCN 兴飞连接器		
TITLE: 2.00mm Crimp Style Connectors		0769-82001899		
		www.xfconn.com		
		DWG NO: /		
APPD	Chen ZhiQiang	VIEW		
CHKD	Liu Wei	SCALE	SHEET	REV
DRAW	Chen HongJiang	NONE	1/1	A1
DATE	2024.07.26			