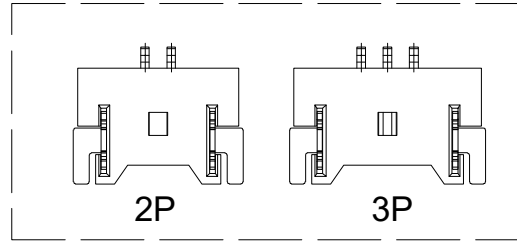
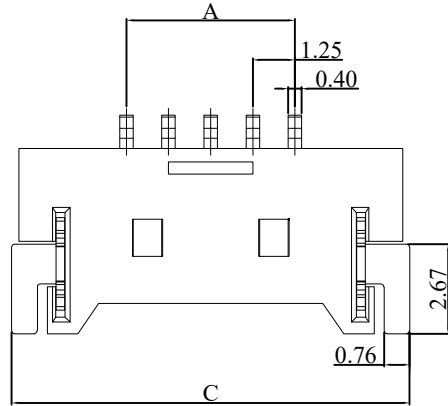


RoHS

REV	ECN NO.	DESCRIPTION	DESIGN	APPROVAL	DATE
A1	NEW	更换图框			2023.11.25

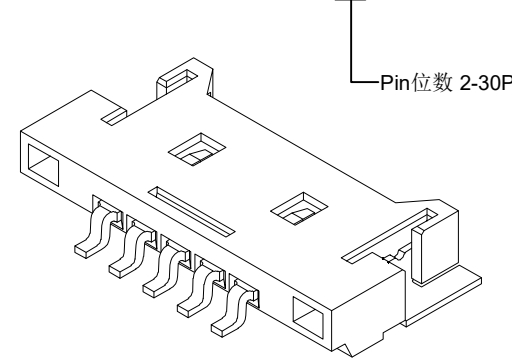
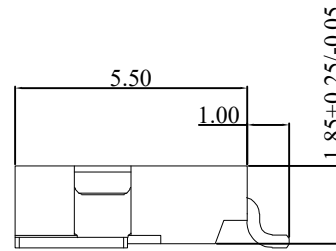
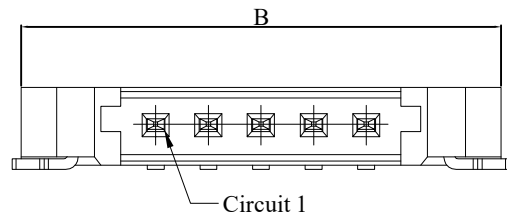


SPECIFICATIONS

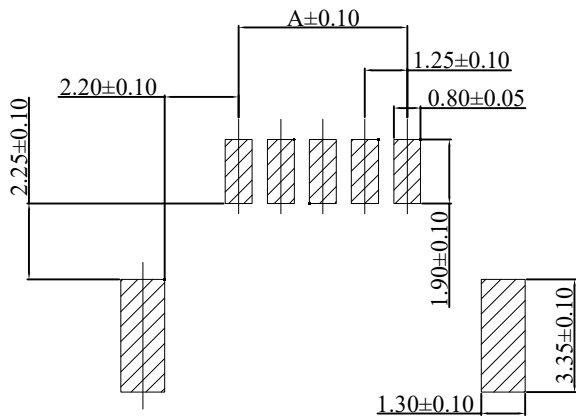
1. Current rating: 1A AC, DC
2. Temperature range: -25°C ~ +85°C
3. Insulation resistance: 100MΩ Min.
4. Withstanding voltage: 250V AC/ minute.
5. Contact resistance: 20mΩ Max.

Material:

Insulator: PA6T UL 94V-0
 Contact: Brass
 Solder Tab: Brass
 Plating: Matte Tin or gold plated over Nickel
 Circuits: 2~30
 Mate with: XFCN P1258 series Housing
 Ordering Code:
 M1258RS-XXP



PIN/ROW	Dimension		
	A	B	C
2	1.25	7.65	7.60
3	2.50	8.90	8.85
4	3.75	10.15	10.10
5	5.00	11.40	11.35
6	6.25	12.65	12.60
7	7.50	13.90	13.85
8	8.75	15.15	15.10
9	10.00	16.40	16.35
10	11.25	17.65	17.55
11	12.50	18.90	18.85
12	13.75	20.15	20.10
13	15.00	21.40	21.35
14	16.25	22.65	22.60
15	17.50	23.90	23.85
16	18.75	25.15	25.10
20	23.75	30.15	30.10
30	36.25	42.65	42.60



PCB LAYOUT

X.±0.50	X.°±
.X±0.25	.X°±
.XX±0.15	.XX°±
.XXX±0.10	.XXX°±
UNITS:	mm

THESE DRAWINGS AND SPECIFICATIONS ARE THE PROPERTY OF XFCN AND SHALL NOT BE REPRODUCED, COPIED OR CUED IN ANY MANNER WITHOUT THE PRIOR WRITTEN CONSENT OF XFCN

PART NO: M1258RS-XXP		XFCN 兴飞连接器	
TITLE: 1.25mm Crimp Style Connectors		0769-82001899	
		www.xfconn.com	
		DWG NO: ,	
APPD	Chen ZhiQiang	VIEW	
CHKD	Liu Wei	SCALE	SHEET
DRAW	Chen HongJiang	SCALE	REV
DATE	2024.07.17	NONE	1/1 A1