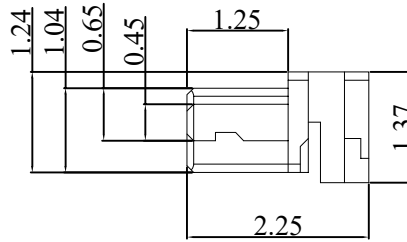
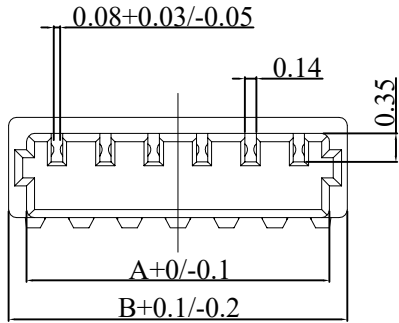


RoHS

REV	ECN NO.	DESCRIPTION	DESIGN	APPROVAL	DATE
A1	NEW	更换图框			2023.11.25



SPECIFICATIONS

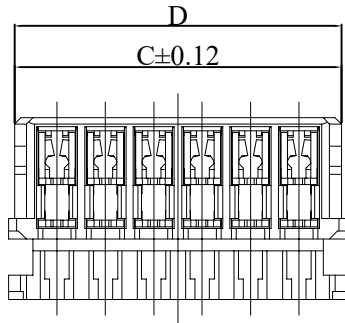
Current rating: 0.2A, AC, DC
 Voltage rating: 30V AC,DC
 Temperature range: -25°C ~ +85°C
 Insulation resistance: 100MΩ Min.
 Withstanding voltage: 200V AC/ minute
 Contact resistance: 30mΩ Max.

Material:

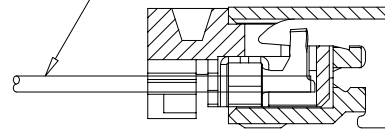
Insulator: LCP UL 94V-0 Black
 Contact: Phosphor bronze or Brass
 Finish: Plated Tin or Plated Gold
 Circuits: 2-16P
 Mate with:XFCN M0611RS series Housing
 Ordering Code:

M0611HI-XX-GB

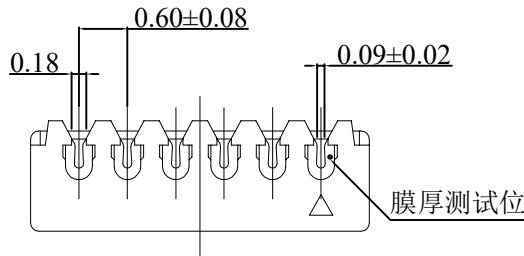
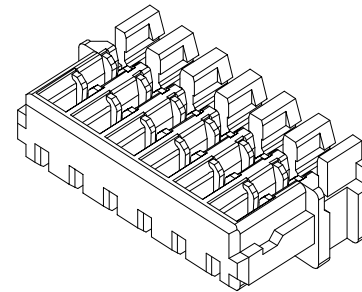
Pin位数 2-16P



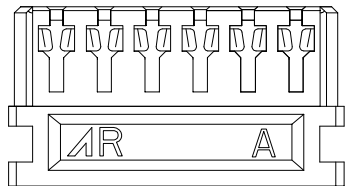
APPLICABLE WIRE:AWG#34,AWG#36



MATED CONDITION



No.of PIN/ROW	Dimension			
	A	B	C	D
2	1.36	1.80	0.60	1.65
4	2.56	3.00	1.80	2.85
5	3.16	3.60	2.40	3.45
6	3.76	4.20	3.00	4.05
8	4.96	5.40	4.20	5.25
10	6.16	6.60	5.40	6.45
12	7.36	7.80	6.60	7.65
16	9.76	10.20	9.00	10.05



X.±0.50	X.°±
.X±0.25	.X°±
.XX±0.15	.XX°±
.XXX±0.10	.XXX°±
UNITS:	mm

PART NO: M0611HI-XX-GB

TITLE: 0.60mm IDC Style Connectors

APPD: Chen ZhiQiang

CHKD: Liu Wei

DRAW: Chen HongJiang

DATE: 2024.07.13

XFCN 兴飞连接器

0769-82001899
www.xfconn.com

DWG NO:

VIEW:

SCALE: SHEET: REV

NONE 1/1 A1

THESE DRAWINGS AND SPECIFICATIONS ARE THE PROPERTY OF XFCN AND SHALL NOT BE REPRODUCED, COPIED OR CUED IN ANY MANNER WITHOUT THE PRIOR WRITTEN CONSENT OF XFCN