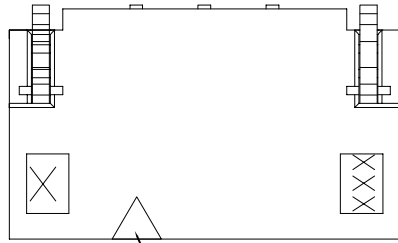
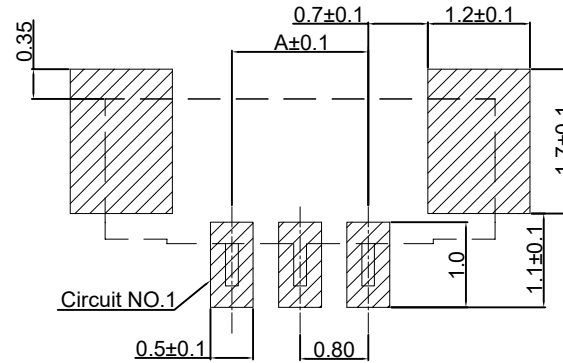


# RoHS

REV	ECN NO.	DESCRIPTION	DESIGN	APPROVAL	DATE
A1	NEW	更换图框			2023.11.25



3角记号凸出0.03



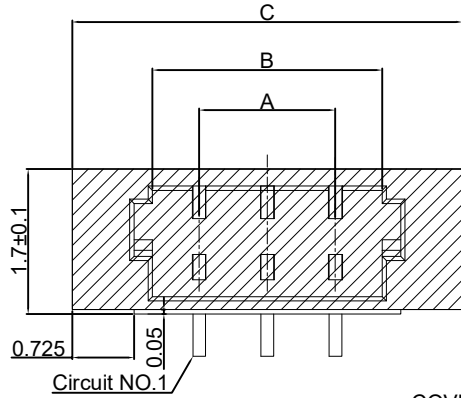
PCB LAYOUT

### SPECIFICATIONS

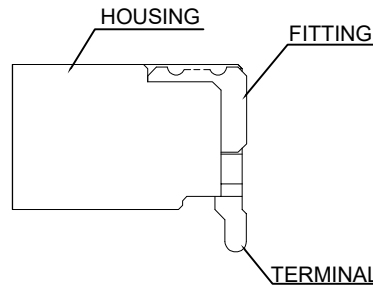
Current rating: 0.5A, AC, DC  
 Voltage rating: 30V AC,DC  
 Temperature range: -25°C ~ +85°C  
 Insulation resistance: 100MΩ Min.  
 Withstanding voltage: 200V AC/ minute  
 Contact resistance: 20mΩ Max.

### Material:

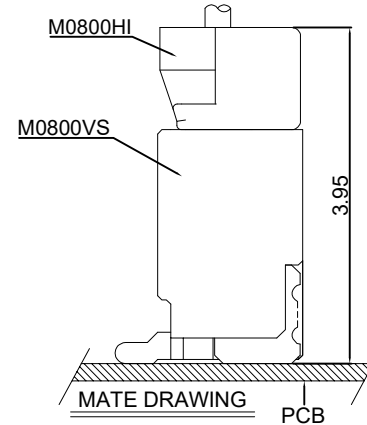
Insulator: LCP UL 94V-0  
 Contact: Phosphor bronze  
 Solder Tab: Brass  
 Finish: Plated Tin or Plated Gold  
 Circuits: 2-20P  
 Mate with: XFCN M0800HI series Housing  
 Ordering Code:  
 M0800VS-xx-GN



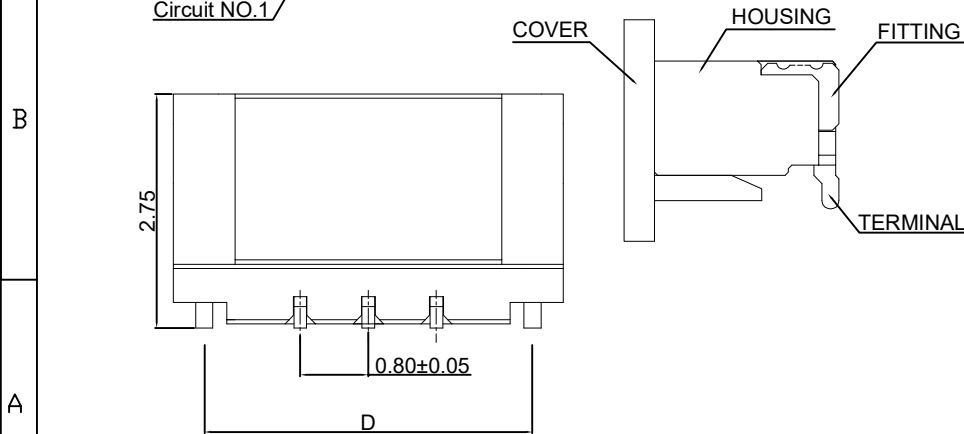
(15-20P)mylar长\*宽 (12.0\*1.7)  
 (11-14P)mylar长\*宽 (9.0\*1.7)  
 (6-10P)mylar长\*宽 (6.0\*1.7)  
 (2-5P)mylar长\*宽 (3.0\*1.7)



Pin位数 2-20P



No. of PIN/ROW	Dimension			
	A	B	C	D
2	0.80	1.90	3.78	3.04
3	1.60	2.70	4.58	3.84
4	2.40	3.50	5.38	4.64
5	3.20	4.30	6.18	5.44
6	4.00	5.10	6.98	6.24
7	4.80	5.90	7.78	7.04
8	5.60	6.70	8.58	7.84
9	6.40	7.50	9.38	8.64
10	7.20	8.30	10.18	9.44
11	8.00	9.10	10.98	10.24
12	8.80	9.90	11.78	11.04
13	9.60	10.70	12.58	11.84
14	10.40	11.50	13.38	12.64
15	11.20	12.30	14.18	13.44
16	12.00	13.10	14.98	14.24
17	12.80	13.90	15.78	15.04
18	13.60	14.70	16.58	15.84
19	14.40	15.50	17.38	16.64
20	15.20	16.30	18.18	17.44



0.80±0.05

X.±0.50	X.°±
.X±0.25	.X°±
.XX±0.15	.XX°±
.XXX±0.10	.XXX°±
UNITS:	mm

THESE DRAWINGS AND SPECIFICATIONS ARE THE PROPERTY OF XFCN AND SHALL NOT BE REPRODUCED, COPIED OR CUED IN ANY MANNER WITHOUT THE PRIOR WRITTEN CONSENT OF XFCN

PART NO: M0800VS-xx-GN	
TITLE: 0.80mm IDC Style Connectors	
APPD	Chen ZhiQiang
CHKD	Liu Wei
DRAW	Chen HongJiang
DATE	2024.07.17

**XFCN 兴飞连接器**  
 0769-82001899  
 www.xfconn.com

DWG NO:	
VIEW	
SCALE	SHEET
NONE	1/1
DATE	REV
2024.07.17	A1